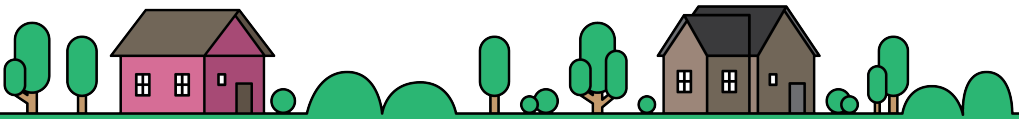


YOUR GUIDE TO
GARBAGE SORTING
in
SHICHIGAHAMA



SORTING • DISPOSING • REDUCING

TOWN OF SHICHIGAHAMA

Published 2019

CONTENTS

RULES FOR TAKING OUT YOUR GARBAGE	5
GARBAGE COLLECTION DAYS	7
GARBAGE TYPES & THEIR DISPOSAL	11
Recyclables (Paper Waste)	12
Recyclables (Cans, Bottles, & Jars)	14
PET Bottles	15
Plastics (Containers & Wrappers)	16
Burnables	18
Hazardous Waste	19
Non-Burnables	19
Small Electronics	20
Large Garbage	22
GARBAGE NOT COLLECTED BY THE TOWN & ITS DISPOSAL	25
MOVING AND BUSINESS GARBAGE & ITS DISPOSAL	28
RECYCLING TO SAVE THE WORLD'S LIMITED RESOURCES	29
SORTING GUIDE	31
GLOSSARY	64
Trash Bags	64
Collection Crates	64
Recycling Symbols	65
Japanese-English Glossary	66

RULES FOR TAKING OUT YOUR GARBAGE

1

Confirm what items may go in the garbage collection site before disposing of your garbage.

Your garbage collection site cannot accept certain items like TVs, refrigerators, other such appliances, batteries, oil, paint, tires, etc. By law you are required to dispose of these accordingly.

2

Be sure to sort your garbage.

Properly sorting your garbage will help reduce waste and contribute to the production of recycled resources.

3

Take out your garbage on the designated day.

Check your Garbage Collection Calendar and take your garbage out on the day specified.

4

Make sure your garbage is out by 8:30 a.m. on the designated day.

Garbage collection begins at 8:30 a.m. each morning, so be sure to have your garbage out by then.

5

Put your garbage out in the town-approved bags.

To make garbage sorting and collecting easier, there are three bags designated by the town available for purchase at local grocery stores. *See page 64.*

6

Use your own garbage collection site.

Garbage collection sites are determined by their corresponding districts. Be a good neighbor and use your own district's collection site.









GARBAGE COLLECTION DAYS

NOTE

Please be aware that while collection days are determined as follows, there are also exceptions. Check your Garbage Collection Calendar before taking out your garbage.




MINATOHAMA, MATSUGAHAMA, SHOBUTAHAMA, SASAYAMA, SHIOMIDAI 1-5 CHOME




RECYCLABLES	PET BOTTLES	BURNABLES
		
2nd & 4th Wednesdays	Every other Wednesday *Check Calendar	Every week, Monday & Thursday


PLASTICS (WRAPPERS, ETC.)	NON-BURNABLES & HAZARDOUS WASTE	LARGE GARBAGE
		
Every week, Saturday	1st Wednesday of the month	1st Monday of the month *Not every month; check Calendar






HANABUCHIHAMA, YOSHIDAHAMA, YOGASAKIHAMA, SHIOMIDAI 6 CHOME, SHIOMIDAI-MINAMI




RECYCLABLES	PET BOTTLES	BURNABLES
		
2nd & 4th Thursdays	Every other Wednesday *Check Calendar	Every week, Tuesday & Friday

PLASTICS (WRAPPERS, ETC.)	NON-BURNABLES & HAZARDOUS WASTE	LARGE GARBAGE
		
Every week, Monday	1st Thursday of the month	1st and 2nd Monday of the month *Not every month; check Calendar



TOGUHAMA, YOGAI, SAKAIYAMA, TOYAMA, EKIRAKU, OHAYASHI

RECYCLABLES	PET BOTTLES	BURNABLES
		
2nd & 4th Fridays	Every other Friday *Check Calendar	Every week, Wednesday & Saturday

PLASTICS (WRAPPERS, ETC.)	NON-BURNABLES & HAZARDOUS WASTE	LARGE GARBAGE
		
Every week, Tuesday	1st Friday of the month	3rd Monday of the month *Not every month; check Calendar









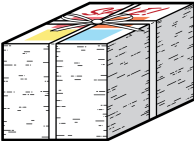
GARBAGE TYPES & THEIR DISPOSAL



RECYCLABLES (PAPER WASTE)

Newspapers, magazines, books, cardboard, paper cartons, waste paper, etc.

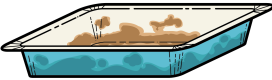






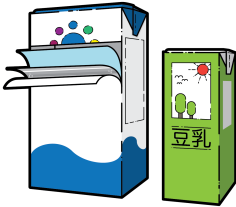
		
NEWSPAPERS	CARDBOARD	PAPER CARTONS
Tie together in stacks of 10 with string	After collapsing, tie together in stacks of 10 with string	Lightly rinse, dry, unfold, flatten, and tie together

	
BOOKS & MAGAZINES	WASTE PAPER
Remove any non-paper parts and tie together	Either place in a bag or tie together in stacks of 10 with string






NOTE

The following paper items **cannot** be recycled, and should be thrown away with Burnables.

		
DIRTY PAPER	LAMINATED OR COATED PAPER	RECEIPTS & HEAT-SENSATIVE PAPER
		
CARBON & NON-CARBON PAPER	SCENTED PAPER	SHREDDED PAPER
		
GOLD & SILVER PAPER	ALUMINUM-LINED CARTONS	

RECYCLABLES (CANS, BOTTLES, & JARS)

		
<p>EMPTY CANS, SPRAY CANS, TIN & STEEL CANS, ETC.</p>	<p>BEVERAGE BOTTLES, NATIONALLY PRODUCED BEER BOTTLES</p>	<p>JARS & OTHER BOTTLES</p>
<p>Please lightly crush cans before discarding</p> <p>After completely emptying the contents, puncture gas canisters and aerosol cans before discarding</p>	<p>Beverage bottles and nationally produced beer bottles can be collected and reused for distribution</p>	<p>Remove lids and caps from bottles and jars before discarding</p>

NOTE

Please lightly wash cans, bottles, and jars before discarding. When placing recyclables in the collection crates, please do so quietly so as not to disturb your neighbors (people will be sleeping early in the morning).

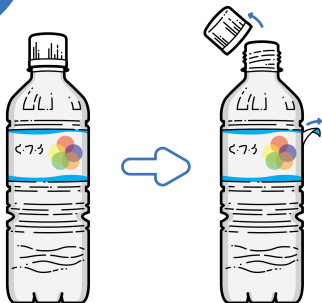


PET BOTTLES

Plastic beverage bottles (water, juice, tea, soda, etc.), some alcohol bottles, mirin bottles, soy sauce bottles, etc.

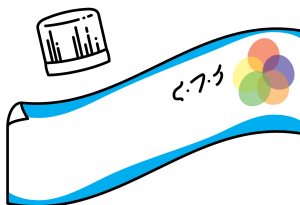
1

REMOVE CAP & LABEL



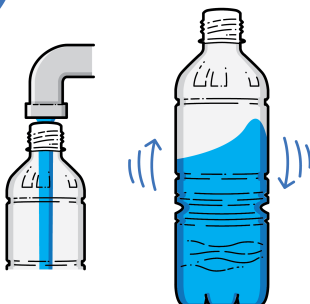
2

THROW AWAY WITH
PLASTICS




3

RINSE



4

CRUSH & DISPOSE


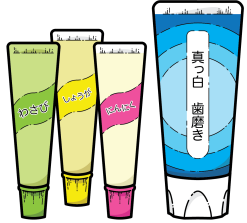


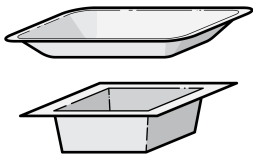


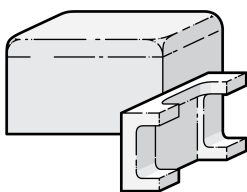


NOTE

Bottles not marked with this icon (e.g. cooking oil bottles, men tsuyu bottles, etc) should not be discarded with PET bottles; throw these away with Plastics.

PLASTICS (CONTAINERS & WRAPPERS)

Product wrappers, containers, etc.

		
STYROFOAM BOWLS & EGG CARTONS	TUBES	PUMP BOTTLES
		
PLASTIC CAPS & LIDS	TRAYS	PLASTIC BAGS
		
BLISTER PACKS	PACKING MATERIALS (STYROFOAM, ETC.)	



NOTE

Plastic toys and other products cannot be discarded in this category.



NOTE

Plastic products and items without this icon, such as the following, should not be thrown away with Plastics.

	
TOYS & BUCKETS	PLASTIC UTENSILS
	
CDs, DVDs, TAPES, THEIR CASES, ETC.	DIRTY PLASTIC CONTAINERS & WRAPPERS



BURNABLES

Food waste, clothing and shoes, plastic products, plant waste, branches, etc.

		
FOOD WASTE	CLOTHING	PLASTIC PRODUCTS
Please remove as much water/moisture as possible before disposal	Please consider donating clothes before disposal	Plastic products cannot be recycled with Plastics.
		
PLANT WASTE & BRANCHES	BLANKETS & BEDDING	DIRT, SAND, NATURAL WASTE
Trimmed branches no longer than 50cm and tree trunks no larger than 15cm in diameter should be bound together and then discarded	Please dispose of <i>futon</i> and other bedding with Burnables. If the bedding is too large for the garbage collection site, discard with Large Garbage	Please place dirt, gravel, and ash in a single small-size burnable bag separate from other Burnables. Please only dispose of one bag at a time.

NOTE

Garbage disposed of in bags other than those designated by the town of Shichigahama will not be collected. Please do not dispose of Recyclables with Burnables.

HAZARDOUS WASTE

Fluorescent lightbulbs, batteries, lightbulbs, mirrors, mercury thermometers, outdoor thermometers, etc.




NOTE

*Place in a transparent plastic bag in front of your collection site.
Dispose of LED lightbulbs with Non-Burnables.*

NON-BURNABLES

Ceramics, glass products, aluminum foil, metal products, LED lightbulbs, etc.



NOTE

Dispose of in the town-designated bag. Dispose of LED lightbulbs with Non-Burnables. Empty gas & other fluids from lighters, etc. before disposing.

SMALL ELECTRONICS

The following items are considered small electronics:

1. *Telephones & fax machines*
2. *Cell phones, smart phones, radios*
3. *Car navigation devices and stereos*
4. *TV antennae*
5. *Digital cameras, video cameras, film cameras*
6. *Recording and reproduction devices (records, record players, etc.)*
7. *Audio equipment (cassette decks, CD players, headphones, etc.)*
8. *Laptop computers*
9. *PC hard drives, USB flash drives, etc.*
10. *E-readers*
11. *Office electronics (electronic typewriters, calculators, electronic dictionaries, etc.)*
12. *Scales and measurement devices (body scales, electric thermometers, pedometers, blood pressure monitors, etc.)*
13. *Game systems (stationary and portable game consoles, controllers, video games, etc.)*
14. *Electronic accessories (remote controllers, AC adapters, cables, chargers, computer mice, etc.)*

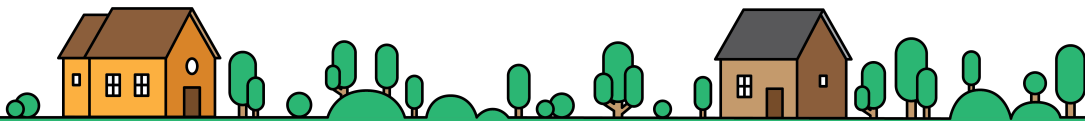




DISPOSAL & COLLECTION BOXES

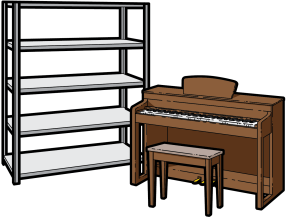


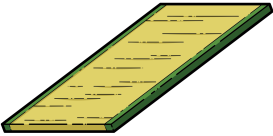


Collection boxes for Small Electronics are stationed at the following 4 public facilities in town. Please use these when disposing of Small Electronics.


LOCATION	OPEN	CLOSED
Shichigahama Town Hall	8:30 a.m. - 5:00 p.m.	Sat., Sun., Holidays, New Year's
Lifelong Learning Center	8:30 a.m. - 9:30 p.m.	Mon. (or if Mon. is a holiday, then the following day), New Year's
Aquarena	9:30 a.m. - 9:30 p.m.	
Shichigahama Kokusaimura	9:00 a.m. - 9:30 p.m.	Tues. (or if Tues. is a holiday, then the following day), New Year's

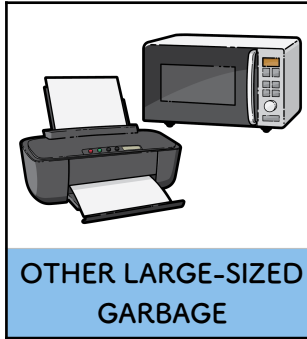


LARGE GARBAGE

Kerosene heaters, electric heaters, dressers, desks, credenzas, bed frames, printers, microwaves, bicycles, skis, snowboards, audio receivers, etc.

		
<p>STEEL SHELVES, ORGANS, ETC. (no larger than 1m x 1m x 1.5m)</p>	<p>FURNITURE (BURNABLE-TYPE) (no larger than 2m in length)</p>	<p>KEROSENE HEATERS Remove any kerosene, and dispose of batteries separately</p>
		
<p>TATAMI (1 mat per household at a time)</p>	<p>BICYCLES</p>	<p>BED FRAMES</p>





NOTE


When moving, do not throw out a large amount of garbage all at once.

Acceptable size for Large Garbage:

Burnable-Type: No longer than 2m, and no larger than 20cm in diameter for dry logs

Non-Burnable-Type: 1m wide, 1m deep, 1.5m long







GARBAGE NOT COLLECTED BY THE TOWN & ITS DISPOSAL



PERSONAL COMPUTERS (DESKTOP COMPUTERS)



Computer manufacturers are by law responsible for the recycling of their products; please contact your computer's manufacturer for disposal.

Unsure of your computer's manufacturer? Contact

PC3R

☎ 03-5282-7685 <http://www.pc3r.jp>

FIRE EXTINGUISHERS




Please contact the seller, maker, or a recycler for disposal.

Contact this recycler

SHOKAKI RECYCLE SUISHIN CENTER

☎ 03-5829-6773 <https://www.ferpc.jp>

TELEVISIONS, AIR CONDITIONERS,
REFRIGERATORS, FREEZERS,
WASHING MACHINES, DRYERS



*By law, you are required to dispose of these accordingly.
Please consult the original place of purchase or an authorized collection
center regarding their disposal.*

Questions about recycling costs? Contact

KADEN RECYCLE-KEN CENTER (RKC)

☎ 0120-319-640 <http://www.rkc.aeha.or.jp>



*Spring mattresses, sofas, tires, paint, kerosene, waste
oil, other oils, oil drums, paint thinner, medicine,
batteries, gas canisters, pianos, oil heaters, fiberglass,
etc. are NOT collected by the town. Please contact the
seller, a qualified disposer, or an authorized collection
center regarding their disposal.*

MOVING AND BUSINESS GARBAGE & ITS DISPOSAL

1. *Authorized collection centers*

Please directly consult town-authorized collection centers regarding disposal. A list of available centers is published at the back of this booklet.

2. *Bring your garbage to a qualified disposer yourself*

Register for disposal at the Department of Environmental Affairs (*Kankyo Seikatsu Ka*) at Town Hall. Please bring a copy of the Vehicle Inspection Certificate for the vehicle you intend to use to transport your garbage and fill out the registration form (no seal required).

Filling out the form and disposing of your garbage incurs a fee:

¥1,000 for every 100kg of garbage

i.e. 80kg garbage → ¥1,000

470kg garbage → ¥5,000

REGISTRATION

Town Hall Registration

Mon. - Fri. 8:30 a.m. - 5:00 p.m.

Disposal Facility Transport Times

Mon. - Fri. 8:30 a.m. - 4:30 p.m.

Sat. 8:30 a.m. - noon

*Closed on Sundays, holidays, and New Year's

NOTE

Please sort your Moving and Business Garbage according to its type, as detailed in this booklet. Garbage not collected by the town cannot be disposed of in the above manner. Please consult a qualified disposer for such items.

RECYCLING TO SAVE THE WORLD'S LIMITED RESOURCES

The Three Rs



1. *Reduce*

In order to reduce the amount of garbage we produce, it is important to consider purchasing and producing fewer things that may go to waste.


We tend to purchase goods in surplus just because it's cheaper. When we do this, we often don't end up using all we bought and the product ends up expiring or going bad. Keep in mind when shopping how much garbage your purchases will end up creating and try to reduce your eventual waste from there.

2. *Reuse*

Before disposing of unused things at home, think if there is any other way you could use them. If you can't come up with anything, consider giving them to a secondhand shop so someone else who needs them can make use of them.

3. *Recycle*

After having used something so many times that it is no longer reusable, then your last resort is to recycle it. Please make sure to sort your recycling properly before putting it out for collection!



SORTING GUIDE


ITEM	MATERIAL	SORTING TYPE	NOTES
Abacus		Burnables	
Accordion curtains		Large Garbage	
Aerosol can		Recyclables (Cans, Bottles, & Jars)	Use up, puncture
Air conditioner (indoor and outdoor parts)		Not Collected	Dispose of properly
Air purifier		Non-Burnables	Dispose of with Large Garbage if it doesn't fit in the bag
Aluminum foil	for cooking	Non-Burnables	
Backpack		Burnables	
Badminton birdie, shuttlecock		Burnables	
Badminton racket		Large Garbage	
Bag (backpack, purse, etc.)		Burnables	
Ballpen		Burnables	
Baseball		Burnables	
Bat	Metal, Wood, or Plastic	Large Garbage	
Batteries (dead)		Hazardous Waste	Place in transparent bag
Beer bottle		Recyclables (Cans, Bottles, & Jars)	

ITEM	MATERIAL	SORTING TYPE	NOTES
Belt		Burnables	Remove metal and Dispose of with Non-Burnables
<i>Bento</i> , lunchbox, food containers	Plastic	Plastics	Rinse before disposal
Bicycle (unicycle, tricycle, etc.)		Large Garbage	Please write “ <i>自転車</i> ” on it
Binoculars		Non-Burnables	
Blanket		Burnables	Tie up with string and Dispose of with Large Garbage if it doesn't fit in the bag
Blister pack	Plastic	Plastics	
Blood pressure monitor		Sm. Electronics	Electronic blood pressure monitors should be disposed of with Sm. Electronics
Board game, board	Plastic or Wood	Burnables	
Book		Recyclables (Paper)	Bind together with newspapers and magazines
Book cover	Paper	Recyclables (Paper)	Bind together with newspapers and magazines
Bottle (glass, beverage)		Recyclables (Cans, Bottles, & Jars)	Rinse with water and place in collection crate


ITEM	MATERIAL	SORTING TYPE	NOTES
Bowling ball		Non-Burnables	Dispose of with Large Garbage if it doesn't fit in the bag
Box cutter, X-Acto Knife		Non-Burnables	Wrap blades in paper or similar to prevent accidental injury
Branches (plant trimmings)		Burnables	Up to 50cm long, 4 bunches
Broom		Burnables	
Brush pen		Burnables	
Bucket	Plastic	Burnables	
Bucket	Metal	Non-Burnables	
Butterfly net		Large Garbage	
<i>Byobu</i> (Japanese folding room partition)		Large Garbage	
Cable, cord		Sm. Electronics	Dispose of in collection boxes at public facilities around town
Calculator		Sm. Electronics	Dispose of in collection boxes at public facilities around town
Calendar		Recyclables (Paper)	Bind together with newspapers and magazines

ITEM	MATERIAL	SORTING TYPE	NOTES
Camera (digital, video, film, etc.)		Sm. Electronics	Dispose of in collection boxes at public facilities around town
Camera (disposable)		Burnables	
Can	Aluminum, Steel, etc.	Recyclables (Cans, Bottles, & Jars)	
Can (18L, squarish, metal)		Recyclables (Cans, Bottles, & Jars)	
Candle		Burnables	
Car audio system		Sm. Electronics	Dispose of in collection boxes at public facilities around town
Car navigator (GPS)		Sm. Electronics	Dispose of in collection boxes at public facilities around town
Car seat, baby seat		Large Garbage	
Cardboard		Recyclables (Paper)	Bind together with newspapers and magazines
Carpet, rug		Burnables	Dispose of with Large Garbage if it doesn't fit in the bag
Cassette tape (with case)		Burnables	
Cassette tape case plastic wrapping		Plastics	
CD (with case)		Burnables	

ITEM	MATERIAL	SORTING TYPE	NOTES
CD player		Sm. Electronics	Dispose of in collection boxes at public facilities around town
Cell phone		Sm. Electronics	Dispose of in collection boxes at public facilities around town
Certificate, award		Recyclables (Paper)	Bind together with newspapers and magazines
Chair		Large Garbage	
Charcoal (including ash)		Burnables	Up to 1 bag
Chessboard	Non-Burnable Material	Non-Burnables	
Chopsticks		Burnables	
Chopsticks (disposable)		Burnables	
Chopsticks stand	Plastic or Wood	Burnables	
Christmas decorations		Non-Burnables	
Cigarette ash, butts		Burnables	
Cigarette pack (interior aluminum foil included)		Recyclables (Paper)	Bind together with newspapers and magazines
Cinderblock		Not Collected	Consult an authorized collection center

ITEM	MATERIAL	SORTING TYPE	NOTES
Clay		Burnables	
Clip (paper clip, etc.)		Non-Burnables	
Clock (desktop, wall, watch, etc.)		Non-Burnables	Dispose of dead batteries with Hazardous Waste
Clothes (shirts, shoes, etc.)		Burnables	
Clothes dryer		Not Collected	Dispose of properly
Clothesline apparatus		Large Garbage	
Clothesline pole		Large Garbage	Up to 1.5m long
Clothespin	Plastic	Burnables	
Coins		Non-Burnables	
Condiment tube (wasabi, ginger, etc.)		Plastics	Use up, rinse before disposal
Cookie tin		Recyclables (Cans, Bottles, & Jars)	
Cooler (ice box)		Large Garbage	
Copy machine, Xerox machine		Non-Burnables	Dispose of with Large Garbage if it doesn't fit in the bag
Cork stopper		Burnables	
Corrugated iron, plastic, steel		Large Garbage	Up to 1.5m; folding up is acceptable
Cup noodles cup		Plastics	Rinse before disposal

ITEM	MATERIAL	SORTING TYPE	NOTES
Cup noodles cup	Paper	Recyclables (Paper)	
Cup noodles lid	Paper	Recyclables (Paper)	Bind together with newspapers and magazines
Cup noodles outer plastic wrapping		Plastics	
Cup noodles spice or sauce packet		Plastics	
Cup, glass	Glass	Non-Burnables	
Cup, glass	Ceramic	Non-Burnables	
Curtain rods, rails		Large Garbage	Up to 1.5m long
Curtains		Burnables	
Cushion		Burnables	
Cutting board		Burnables	
Dehumidifier		Large Garbage	
Dehumidifying gel (leftover gel)		Burnables	
Desiccants (silica gel, etc.)		Burnables	Do not dampen
Desk		Large Garbage	
Detergent bottle		Plastics	Use up, rinse before disposal
Detergent measuring scoop	Plastic	Burnables	
Diaper	Paper	Burnables	

ITEM	MATERIAL	SORTING TYPE	NOTES
Dictionary		Recyclables (Paper)	Bind together with newspapers and magazines
Digital camera		Sm. Electronics	Dispose of in collection boxes at public facilities around town
Dish towel, washcloth, rag		Burnables	
Disk (CD, DVD, MD, etc.)		Burnables	
Disposable chopsticks paper sleeve		Recyclables (Paper)	Bind together with newspapers and magazines
Drawing paper		Recyclables (Paper)	Bind together with newspapers and magazines
Dresser, shelf		Large Garbage	Up to 1m wide, 1m deep, 2m tall
Dressing bottle		Recyclables (Cans, Bottles, & Jars)	Use up, rinse before disposal
Dressing bottle cap	Plastic	Plastics	Rinse before disposal
Dressing container		Plastics	Use up, rinse before disposal
Dry cleaning insert		Recyclables (Paper)	Bind together with newspapers and magazines
Dry cleaning plastic sleeve		Burnables	

ITEM	MATERIAL	SORTING TYPE	NOTES
Drywall		Not Collected	Consult an authorized collection center
Dumbbell		Non-Burnables	Dispose of with Large Garbage if it doesn't fit in the bag
DVD player, recorder		Sm. Electronics	Dispose of in collection boxes at public facilities around town
Egg carton	Plastic	Plastics	Remove any paper
Egg carton	Paper	Recyclables (Paper)	
Electric carpet (heated carpet, rug)		Large Garbage	Tie up with string
Electric heater		Large Garbage	
Electronic insect trap		Non-Burnables	
Envelope		Recyclables (Paper)	Bind together with newspapers and magazines
Eraser		Burnables	
Exercise equipment		Non-Burnables	Dispose of with Large Garbage if it doesn't fit in the bag
Extension cord		Sm. Electronics	Dispose of in collection boxes at public facilities around town
Eyedropper	Plastic	Burnables	

ITEM	MATERIAL	SORTING TYPE	NOTES
Fan (electric)		Large Garbage	
Farming chemicals		Not Collected	Consult an authorized collection center
Farming machinery		Not Collected	Consult seller
Film (photographic)		Burnables	
Fire extinguisher		Not Collected	Consult an authorized collection center
Fire extinguishing spray		Not Collected	Collected alongside fire extinguishers
Firework		Burnables	Thoroughly soak in water before disposing
Fish hook		Non-Burnables	Wrap in paper or similar to prevent accidental injury
Fishing line		Burnables	
Fishing lure	Plastic	Burnables	
Fishing lure	Metal	Non-Burnables	
Fishing rod		Large Garbage	Up to 1.5m long
Fishtank		Large Garbage	
Fitness equipment (machines, pull up bars, etc.)		Large Garbage	Up to 1m wide, 1.5m long

ITEM	MATERIAL	SORTING TYPE	NOTES
Flash drive (USB)		Sm. Electronics	Dispose of in collection boxes at public facilities around town
Flier, pamphlet, newsletter, etc.		Recyclables (Paper)	Bind together with newspapers and magazines
Floppy disk		Burnables	
Fluorescent lamps, bulbs		Hazardous Waste	Place in transparent bag
Fork	Metal	Non-Burnables	
Frypan		Recyclables (Cans, Bottles, & Jars)	
<i>Fusuma</i> (Japanese paper sliding door, up to 2m)		Large Garbage	Up to 1m wide, 1m deep, 2m tall
<i>Futon</i> dryer		Large Garbage	
<i>Futon</i> , mattress		Large Garbage	
Game cartridge, cassette		Sm. Electronics	Dispose of in collection boxes at public facilities around town
Game console		Sm. Electronics	Dispose of in collection boxes at public facilities around town
Game disk		Burnables	
Gas canister (aerosol can)		Recyclables (Cans, Bottles, & Jars)	Use up, puncture

ITEM	MATERIAL	SORTING TYPE	NOTES
Gas cylinder		Not Collected	Consult an authorized collection center
Gas stove (cooktop)		Large Garbage	Remove batteries
<i>Geta</i> , traditional Japanese sandals		Burnables	
Glass		Non-Burnables	Wrap in paper or similar to prevent accidental injury
Glasses		Non-Burnables	
Glasses case	Cloth or Plastic	Burnables	
Globe	Non-Burnable Material	Non-Burnables	
Gloves		Burnables	
Glue container	Plastic	Plastics	Use up, rinse before disposal
<i>Go</i> (Japanese board game) pieces		Non-Burnables	
Golf bag		Large Garbage	
Golf ball		Non-Burnables	
Golf club		Large Garbage	
Golf net		Large Garbage	
Grass (trimmings)		Burnables	Dry and dispose of in designated bag, up to 4 bags

ITEM	MATERIAL	SORTING TYPE	NOTES
Gum wrapper (silver wrappers included)		Recyclables (Paper)	Bind together with newspapers and magazines
Hair dryer		Non-Burnables	
Hairpin	Metal	Non-Burnables	
Hanger	Plastic	Burnables	
Hanger	Metal	Non-Burnables	
Hard drive, hard disk		Sm. Electronics	Dispose of in collection boxes at public facilities around town
Headphones, earphones		Sm. Electronics	Dispose of in collection boxes at public facilities around town
Health drink bottle		Recyclables (Cans, Bottles, & Jars)	Rinse with water and place in collection crate
Health drink bottle cap	Metal	Non-Burnables	
Heated carpet		Large Garbage	Tie up with string
Heater		Large Garbage	Remove kerosene
Heater (kerosene, oil)		Not Collected	Consult an authorized collection center
Heating pads (<i>kairo</i> , disposable)		Non-Burnables	
Helmet		Non-Burnables	
Hose	Rubber	Burnables	


ITEM	MATERIAL	SORTING TYPE	NOTES
Hose (with reel)		Large Garbage	
Hot water bottle	Plastic	Burnables	
Hot water bottle	Metal	Non-Burnables	
Humidifier		Non-Burnables	Dispose of with Large Garbage if it doesn't fit in the bag
Ice cream cup	Plastic	Plastics	Rinse before disposal
Ice cream cup	Paper	Recyclables (Paper)	
Ice cream cup lid	Plastic	Plastics	Rinse before disposal
Ice cream spoon	Plastic or Wood	Burnables	
Ice pack		Burnables	
Ink cartridge		Not Collected	Recycle at an electronics retailer
Interlocking bricks		Non-Burnables	You may dispose up to 2 bags each collection
Iron		Non-Burnables	
<i>Judo</i> uniform		Burnables	
Juice can		Recyclables (Cans, Bottles, & Jars)	
Karaoke machine		Large Garbage	
Kerosene pump (small)	Plastic	Burnables	

ITEM	MATERIAL	SORTING TYPE	NOTES
Ketchup, mayonnaise lid		Plastics	Rinse before disposal
Ketchup, mayonnaise tube		Plastics	Use up, rinse before disposal; Burnable if dirty
Kettle		Recyclables (Cans, Bottles, & Jars)	
Kettle (electric)		Non-Burnables	Dispose of with Large Garbage if it doesn't fit in the bag
Keyboard		Sm. Electronics	Dispose of in collection boxes at public facilities around town
Knife		Non-Burnables	Wrap in paper or similar to prevent accidental injury
Ladder, stepladder		Large Garbage	Up to 1.5m long
Ladle	Metal	Non-Burnables	
Lamp, light		Non-Burnables	Dispose of dead batteries with Hazardous Waste
Lightbulb	Incandescent	Hazardous Waste	Place in transparent bag
Lightbulb	LED	Non-Burnables	
Lighter (disposable)		Non-Burnables	Use up
Log		Burnables	Up to 20cm in diameter, 50cm long

ITEM	MATERIAL	SORTING TYPE	NOTES
Magazine		Recyclables (Paper)	Bind together with newspapers and magazines
Magnet		Non-Burnables	
Makeup bottle		Recyclables (Cans, Bottles, & Jars)	Use up, rinse before disposal
Makeup can		Recyclables (Cans, Bottles, & Jars)	
Marker		Burnables	
Mask	Plastic	Burnables	
Match		Burnables	Soak in water before disposing
Matchbox		Recyclables (Paper)	Bind together with newspapers and magazines
Mattress (with springs)		Not Collected	Consult an authorized collection center
Mattress (without springs)		Large Garbage	
Medicated patch		Burnables	
Medicated patch plastic wrapping		Plastics	
Medicine bag (powder medicine)	Plastic	Plastics	
Melodica		Non-Burnables	If it fits in the bag
Memory card		Sm. Electronics	Dispose of in collection boxes at public facilities around town

ITEM	MATERIAL	SORTING TYPE	NOTES
Microphone		Non-Burnables	
Microwave		Large Garbage	
Milk can		Recyclables (Cans, Bottles, & Jars)	
Milk carton (silver-lined interior)		Burnables	
Milk carton (white interior)		Recyclables (Paper)	Collapse and rinse with water; dispose of with paper
Mini disk case plastic wrapping	Plastic	Plastics	
Mini disks, magneto-optical disks (and cases)		Burnables	
Mirror		Hazardous Waste	Place in a transparent bag to prevent accidental injury
Mortar		Not Collected	Consult seller or authorized collection center
Music box		Non-Burnables	
Musical instrument		-	Disposal depends on the material and size of the instrument; please consult before disposal
Nail clippers		Non-Burnables	

ITEM	MATERIAL	SORTING TYPE	NOTES
Nail polish bottle		Recyclables (Cans, Bottles, & Jars)	If contents cannot be removed Dispose of with Non-Burnables
Nails (spikes, screws, etc.)		Non-Burnables	Wrap in paper or similar to prevent accidental injury
<i>Natto</i> container		Plastics	Rinse before disposal; if dirty Dispose of with Burnables
Needle		Non-Burnables	Wrap in paper or similar to prevent accidental injury
Negative (photographic)		Burnables	
Newspaper		Recyclables (Paper)	Bind together with magazines and other paper
Notebook		Recyclables (Paper)	Bind together with newspapers and magazines
Notepad		Recyclables (Paper)	Bind together with newspapers and magazines
Oil (and similar)	for cooking	Burnables	Use a coagulant or absorb with newspaper
Oil (cooking) can		Recyclables (Cans, Bottles, & Jars)	Use up, rinse, place in collection crate
Oil bottle		Plastics	Rinse before disposal

ITEM	MATERIAL	SORTING TYPE	NOTES
Oil can		Not Collected	Consult an authorized collection center
Old paper, used paper (newspaper, magazines, fliers, etc.)		Recyclables (Paper)	Bind together with newspapers and magazines
Organ, electric (Electone)		Large Garbage	
Origami		Recyclables (Paper)	Bind together with newspapers and magazines
Packaging materials (peanuts, etc.)	Plastic	Plastics	
Paint can		Not Collected	Consult an authorized collection center
Paint thinner		Not Collected	Consult an authorized collection center
Paint tubes		Burnables	
Paint tubes	Non-Plastic	Non-Burnables	Contents should be disposed of with Burnables
Paintbrush		Burnables	
Pan	Metal	Recyclables (Cans, Bottles, & Jars)	
Paper bag		Recyclables (Paper)	Remove plastic handles
Paper box		Recyclables (Paper)	Bind together with newspapers and magazines


ITEM	MATERIAL	SORTING TYPE	NOTES
Paper carton (silver-lined interior)		Burnables	
Paper carton (white interior)		Recyclables (Paper)	Collapse and rinse with water
Paper clay		Burnables	
Paper clay plastic wrapping		Plastics	
Paper container, wrapper		Recyclables (Paper)	Bind together with newspapers and magazines
Paper cup		Recyclables (Paper)	Rinse before disposal
PC (desktop, tower and monitor)		Not Collected	Consult the maker, seller, etc.
PC (laptop, notebook)		Sm. Electronics	Dispose of in collection boxes at public facilities around town
Pen (metal parts removed)		Burnables	
Pencil		Burnables	
PET bottle label, cap		Plastics	
Pet cage		Large Garbage	
Photo album		Recyclables (Paper)	Bind together with newspapers and magazines
Piano		Not Collected	Consult an authorized collection center

ITEM	MATERIAL	SORTING TYPE	NOTES
Picture frame (glass removed)		Burnables	Dispose of glass with Non-Burnables
Plant pot (seedling)		Plastics	Rinse before disposal
Plastic bag		Plastics	
Plastic containers, wrappers		Plastics	Only items with  mark
Plastic jug		Large Garbage	Use up and empty
Plastic products, goods		Burnables	Items without  mark
Plastic string, cord, tape		Burnables	
Plate	Ceramic	Non-Burnables	
Plate	Metal	Recyclables (Cans, Bottles, & Jars)	
Playing cards		Burnables	
Plug, jack		Sm. Electronics	Dispose of in collection boxes at public facilities around town
Popsicle stick	Plastic or Wood	Burnables	
Popsicle wrapper	Plastic	Plastics	Rinse before disposal
Portable gas stove (<i>konro</i>)		Large Garbage	Remove batteries

ITEM	MATERIAL	SORTING TYPE	NOTES
Portable music player		Sm. Electronics	Dispose of in collection boxes at public facilities around town
Postcard		Recyclables (Paper)	Bind together with newspapers and magazines
Poster		Recyclables (Paper)	Bind together with newspapers and magazines
Pot (for cooking)		Non-Burnables	Dispose of with Large Garbage if it doesn't fit in the bag
Pot (for plant)	Plastic	Burnables	
Pot (for plant)	Ceramic	Non-Burnables	
Printer		Non-Burnables	Dispose of with Large Garbage if it doesn't fit in the bag
Pudding cup		Plastics	Rinse before disposal
Puzzle (jigsaw)		Burnables	
Racket		Large Garbage	
Radio		Sm. Electronics	Dispose of in collection boxes at public facilities around town
<i>Randoseru</i> (traditional Japanese backpack)		Burnables	

ITEM	MATERIAL	SORTING TYPE	NOTES
Razor	Plastic	Burnables	Wrap in paper or similar to prevent accidental injury
Razor	Metal	Non-Burnables	Wrap in paper or similar to prevent accidental injury
Record		Burnables	
Recorder (instrument)	Plastic	Burnables	
Refrigerator, freezer		Not Collected	Recycle properly
Remote control		Sm. Electronics	Dispose of in collection boxes at public facilities around town
Remote control car		Non-Burnables	Dispose of with Large Garbage if it doesn't fit in the bag
Rice bag	Paper	Recyclables (Paper)	Bind together with newspapers and magazines
Rice cooker		Non-Burnables	Dispose of with Large Garbage if it doesn't fit in the bag
Rice scoop	Plastic or Wood	Burnables	
Roof tile		Non-Burnables	Up to 1 bag
Rope		Burnables	
Rubber band		Burnables	

ITEM	MATERIAL	SORTING TYPE	NOTES
Rubber products (except tires)		Burnables	
Rug, carpet		Burnables	Dispose of with Large Garbage if it doesn't fit in the bag
Ruler		Burnables	
Sandals		Burnables	
Sauce bottle	Plastic	Plastics	Use up, rinse before disposal
Saw		Non-Burnables	Wrap in paper; mark with “キケ ン”
Scale (body weight, electronic)		Sm. Electronics	Dispose of in collection boxes at public facilities around town
Screwdriver		Non-Burnables	
Scrub brush	Plastic	Burnables	
Scrub brush (<i>kame no ko tawashi</i> , tortoise- shaped brush)		Burnables	
<i>Sensu</i> (Japanese folding fan)		Burnables	
Sewing machine		Non-Burnables	Dispose of with Large Garbage if it doesn't fit in the bag
Sheet (bedding)		Burnables	
Shell, seashell		Burnables	

ITEM	MATERIAL	SORTING TYPE	NOTES
Shoehorn	Leather or Wood	Burnables	
Shoehorn	Metal	Non-Burnables	
Shoes		Burnables	
Shoeshine brush		Burnables	
Shoeshine tube		Plastics	Use up, rinse before disposal
<i>Shogi</i> board	Plastic or Wood	Burnables	
<i>Shogi</i> pieces	Plastic or Wood	Burnables	
Shovel		Non-Burnables	Dispose of with Large Garbage if it doesn't fit in the bag
Skates		Non-Burnables	
Sketchbook		Recyclables (Paper)	Bind together with newspapers and magazines
Ski stocks		Large Garbage	
Skis, snowboard		Large Garbage	
Slippers		Burnables	
Smart phone		Sm. Electronics	Dispose of in collection boxes at public facilities around town
Snack box	Paper	Recyclables (Paper)	Bind together with newspapers and magazines

ITEM	MATERIAL	SORTING TYPE	NOTES
Snack box internal dividers	Paper	Recyclables (Paper)	Bind together with newspapers and magazines
Snack plastic packaging	Plastic	Plastics	
Snack wrapper	Plastic	Plastics	
Snack wrapper	Paper	Recyclables (Paper)	
Snow shovel	Plastic or Metal	Large Garbage	
Soap		Burnables	
Soap packaging	Paper	Recyclables (Paper)	Bind together with newspapers and magazines
Soccer ball		Burnables	
Sofa (no springs)		Large Garbage	
Sofa (with springs)		Not Collected	Consult an authorized collection center
Soy sauce bottle, pouring lid	Plastic	Burnables	
Soy sauce bottle, vessel	Glass	Recyclables (Cans, Bottles, & Jars)	
Spice bottles		Recyclables (Cans, Bottles, & Jars)	
Sponge		Burnables	
Spoon	Metal	Non-Burnables	

ITEM	MATERIAL	SORTING TYPE	NOTES
Spray can (insecticide, hairspray, etc.)		Recyclables (Cans, Bottles, & Jars)	Puncture, remove plastic cap and dispose of with Plastics
Spray paint can		Not Collected	Consult an authorized collection center
Stainless steel products	Metal	Non-Burnables	Dispose of with Large Garbage if it doesn't fit in the bag
Stereo		Sm. Electronics	Dispose of in collection boxes at public facilities around town
Sticker		Burnables	
Storage bin		Large Garbage	
Straw (beverage)		Burnables	
Straw plastic wrapper	Plastic	Plastics	
Stroller		Large Garbage	
Styrofoam (cushioning, box, etc.)		Plastics	Rinse, crush, and place in designated bag; if dirty dispose of with Burnables
Suitcase		Large Garbage	
Sunglasses	Plastic	Burnables	
Sunglasses	Glass	Non-Burnables	
Surfboard		Large Garbage	Up to 2m long

ITEM	MATERIAL	SORTING TYPE	NOTES
Table	Metal	Large Garbage	Up to 1m wide, 1m deep, 1.5m tall
Table	Wood	Large Garbage	Up to 1m wide, 1m deep, 2m tall
Tablet computer		Sm. Electronics	Dispose of in collection boxes at public facilities around town
<i>Takiron</i> (corrugated plastic)		Burnables	Dispose of with Large Garbage if it doesn't fit in the bag
Tarp		Burnables	Dispose of with Large Garbage if it doesn't fit in the bag
<i>Tatami</i> mat		Large Garbage	1 mat at a time
Teacup	Ceramic	Non-Burnables	
Telephone		Sm. Electronics	Dispose of in collection boxes at public facilities around town
Telephone card		Burnables	
Television (LCD, plasma, etc.)		Not Collected	Recycle properly
Tennis ball		Burnables	
Tent		Large Garbage	Up to 1.5m long; tie up with string
Textbook		Recyclables (Paper)	Bind together with newspapers and magazines

ITEM	MATERIAL	SORTING TYPE	NOTES
Thermometer		Sm. Electronics	Dispose of in collection boxes at public facilities around town
Thumbtacks (pins, etc.)		Non-Burnables	Wrap in paper or similar to prevent accidental injury
Ticket stub		Recyclables (Paper)	Bind together with newspapers and magazines
Tire (with wheel)		Not Collected	Consult an authorized collection center
Tissue		Burnables	
Tissue box	Paper	Recyclables (Paper)	Bind together with newspapers and magazines
Tissue pack (pocket)	Plastic	Plastics	
Toaster		Non-Burnables	
Toilet paper		Burnables	
Toilet paper roll	Paper	Recyclables (Paper)	Place in paper bag and dispose
Toilet seat, multifunction toilet seat		Large Garbage	Wash before disposing
Tools (saw, hammer, etc.)		Non-Burnables	For tools with blades, wrap in paper and mark “刃” to prevent accidental injury

ITEM	MATERIAL	SORTING TYPE	NOTES
Toothbrush		Burnables	
Toothbrush (electric)		Non-Burnables	Dispose of dead batteries with Hazardous Waste
Toothpaste tube		Plastics	Use up, rinse before disposal
Towel		Burnables	
Toy	Plastic	Burnables	
Tray		Plastics	Rinse before disposal
Treadmill		Large Garbage	Up to 1m wide, 1.5m long
Tree branches, leaves		Burnables	Up to 15cm in diameter, 50cm long; bind with string; up to 4 bundles
Trophy		Non-Burnables	
Tupperware		Burnables	
TV antenna		Non-Burnables	Dispose of items that can't fit in a Non-Burnables bag, with Large Garbage
TV stand	Metal	Large Garbage	Up to 1m wide, 1m deep, 1.5m tall; affix glass pieces with tape

ITEM	MATERIAL	SORTING TYPE	NOTES
TV stand	Wood	Large Garbage	Up to 1m wide, 1m deep, 2m tall; affix glass pieces with tape
<i>Uchiwa</i> (Japanese fan)		Burnables	
Umbrella		Non-Burnables	Dispose of with Large Garbage if it doesn't fit in the bag
Vacuum cleaner		Non-Burnables	Dispose of with Large Garbage if it doesn't fit in the bag
Vanity (floor-length mirror, etc.)		Large Garbage	Dispose of mirror with Hazardous Waste
Vase (for flowers)		Non-Burnables	
VCR		Sm. Electronics	Dispose of in collection boxes at public facilities around town
Ventilator		Large Garbage	
Video tape (VHS, with case)		Burnables	
Video tape case plastic wrapping		Plastics	
Voice recorder		Sm. Electronics	Dispose of in collection boxes at public facilities around town

ITEM	MATERIAL	SORTING TYPE	NOTES
Walkman		Sm. Electronics	Dispose of in collection boxes at public facilities around town
Wallet	Cloth, etc.	Burnables	
Washbowl	Plastic	Burnables	
Washing machine		Not Collected	Recycle properly
Waste oil		Not Collected	Consult an authorized collection center
Waste paper (shredded)		Burnables	
Watering can	Plastic	Burnables	
Weight (fishing)		Non-Burnables	
Wet wipes		Burnables	
Wet wipes container		Plastics	
Wheelchair		Large Garbage	
Whiskey bottle		Recyclables (Cans, Bottles, & Jars)	Rinse with water and place in collection crate
Whiskey bottle cap	Metal	Non-Burnables	
Wine bottle		Recyclables (Cans, Bottles, & Jars)	
Wire		Non-Burnables	Wrap in paper or similar to prevent accidental injury
Work gloves		Burnables	

GLOSSARY


TRASH BAGS



BURNABLES




NON-BURNABLES

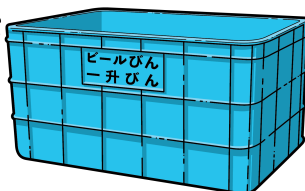


PLASTICS

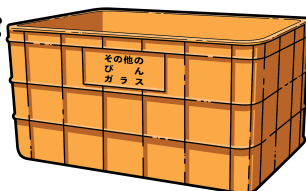
COLLECTION CRATES



CANS



BEVERAGE
BOTTLES



JARS & OTHER
BOTTLES



RECYCLING SYMBOLS



"PURA" MARK

Recycle with Plastics.



"KAMI" MARK

Recycle with Paper Recyclables if clean, or throw away with Burnables if dirty. Be sure to tie bundles of paper together with a string.



PET BOTTLE MARK

Recycle label and cap with Plastics. Rinse, crush, and place bottle in collection net.



CARDBOARD MARK

Collapse boxes, lay flat, and tie together with string before recycling.



"KAMI PACK" MARK

Indicates a carton that doesn't contain aluminum. Collapse and tie together with string before recycling.



STEEL MARK

A mark that helps distinguish steel from aluminum recyclables. Both may be recycled together in the same crate.




ALUMINUM MARK

A mark that helps distinguish aluminum from steel recyclables. Both may be recycled together in the same crate.

JAPANESE-ENGLISH GLOSSARY

びん	<i>bin</i> bottle, jar, container
ビールびん	<i>biru bin</i> beer bottle
段ボール	<i>danboru</i> cardboard
ふた	<i>futa</i> lid
ガラス	<i>garasu</i> glass
ゴミ	<i>gomi</i> trash, garbage, waste
ゴミ袋	<i>gomi bukuro</i> trash bag
ゴミ分別	<i>gomi bunbetsu</i> garbage sorting
ゴミ収集	<i>gomi shushu</i> garbage collection
ゴミ捨て場	<i>gomi suteba</i> garbage collection site
紐	<i>himo</i> string, used to bundle certain pieces of trash together
一升瓶	<i>issho bin</i> larger Japanese sake bottles; note: smaller sake bottles are known as <i>shigo bin</i> . Both may be recycled together.

紙	<i>kami</i> paper
缶	<i>kan</i> can
キャップ	<i>kyappu</i> cap; a plastic bottle cap
燃やせるゴミ	<i>moyaseru gomi</i> burnable trash
燃やせないゴミ	<i>moyasenai gomi</i> non-burnable trash
ペットボトル	<i>petto botoru</i> PET bottle, a plastic bottle with the mark  on it
プラ	<i>pura</i> Plastics (short for <i>purasuchikku</i>)
ラベル	<i>raberu</i> label
四合瓶	<i>shigo bin</i> smaller Japanese sake bottles; note: larger sake bottles are known as <i>issho bin</i> . Both may be recycled together.
収集日一覧表	<i>Shushubi Ichiran Hyo</i> Garbage Collection Calendar
畳	<i>tatami</i> bamboo mats traditionally used as flooring in Japanese homes

QUESTIONS?

AUTHORIZED COLLECTION CENTERS

SHICHIGAHAMA EISEI KOGYO

Shichigahama-machi, Toguhamu Aza Hamabe 17-3

☎ 022-363-1959

ITAMI SEISO

Shichigahama-machi, Shobutahama Aza Hamaiba 18-1

☎ 022-357-2407

SEWAGE SERVICES

SHICHIGAHAMA EISEI KOGYO

Shichigahama-machi, Toguhamu Aza Hamabe 17-3

☎ 022-363-1959

GARBAGE DISPOSAL FACILITIES

MIYAGI TOBU EISEI SHORI CO-OP

Miyagi-gun, Rifu-cho, Kase Aza Shinfunaoka 5

☎ 022-368-6017

GENERAL QUESTIONS ABOUT GARBAGE SORTING & RECYCLING

SHICHIGAHAMA DEPARTMENT OF ENVIRONMENTAL AFFAIRS

(Kankyo Seikatsu Ka) **☎ 022-357-7454**